

Student Enrollment Details 2,440 Students Enrolled **Address** 415 TISDELL LN, AUBREY, TX 76227

DISTRICT OVERVIEW 2018-19

HOW WELL DID THIS DISTRICT PERFORM OVERALL?



90 out of 100

This shows how well this school prepared students for success, both in school and after high school in college, a career, or the military.

CHANGE OVER TIME

2017-18
B
87 out of 100

2018-19
A
90 out of 100

This section showcases annually the overall grade of this district to showcase their improvement over time. The overall grade is based on performance in the three domains listed below.

OVERALL PERFORMANCE DETAILS


STUDENT ACHIEVEMENT



91 out of 100

Student Achievement shows how much students know and are able to do at the end of the school year.


SCHOOL PROGRESS



86 out of 100

School Progress shows how students perform over time and how that growth compares to similar schools.

CLOSING THE GAPS



89 out of 100

The Closing the Gaps domain tells us how well different populations of students in a district are performing.

WHERE DID THIS DISTRICT PERFORM EXCEPTIONALLY WELL?

Student Enrollment Details 2,440 Students Enrolled **Address** 415 TISDELL LN, AUBREY, TX 76227

HOW ARE SCORES CALCULATED?

STUDENT ACHIEVEMENT

Component	Score	% of grade
STAAR Performance	87	40%
College, Career, and Military Readiness	94	40%
Graduation Rate	95	20%
Total	91	100%

SCHOOL PROGRESS

The higher score of Academic Growth or Relative Performance is used.

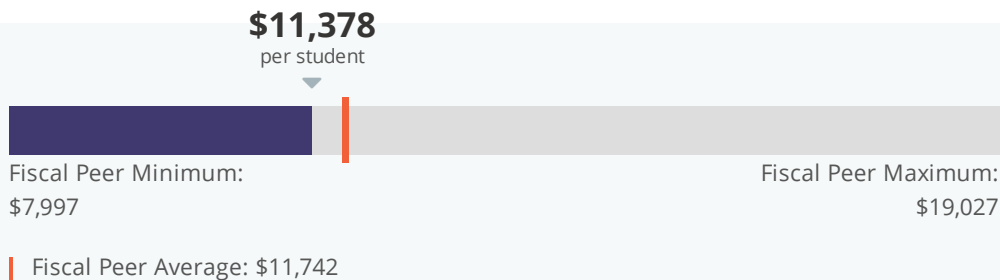
Component	Score	% of grade
Academic Growth	79	
Relative Performance	86	100%
Total	86	100%

CLOSING THE GAPS

Component	Score	% of grade
Grade Level Performance	95	50.0%
Academic Growth/Graduation Rate	75	10.0%
English Language Proficiency	100	10.0%
Student Achievement	100	30.0%
Total	89	100%

FINANCE SUMMARY 2017-18

HOW MUCH DID THIS DISTRICT RECEIVE COMPARED TO OTHERS?



FINANCIAL INTEGRITY RATING SYSTEM OF TEXAS (FIRST) FOR 2018-19



100 out of 100